

ANNUAL MEMBERSHIP CENSUS

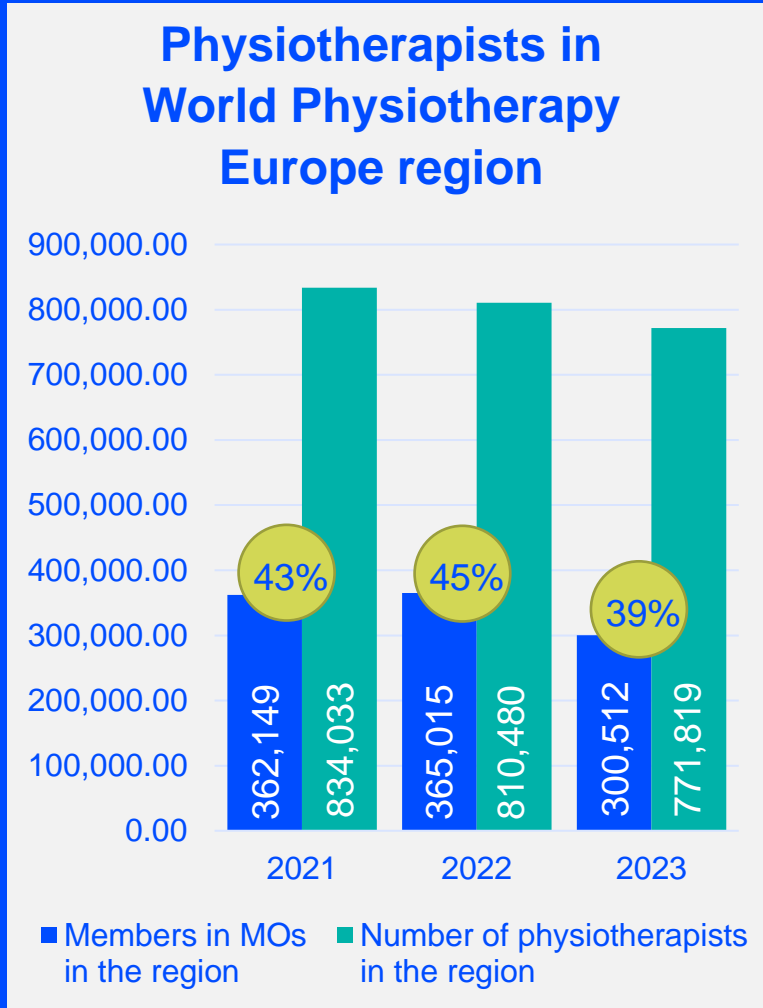
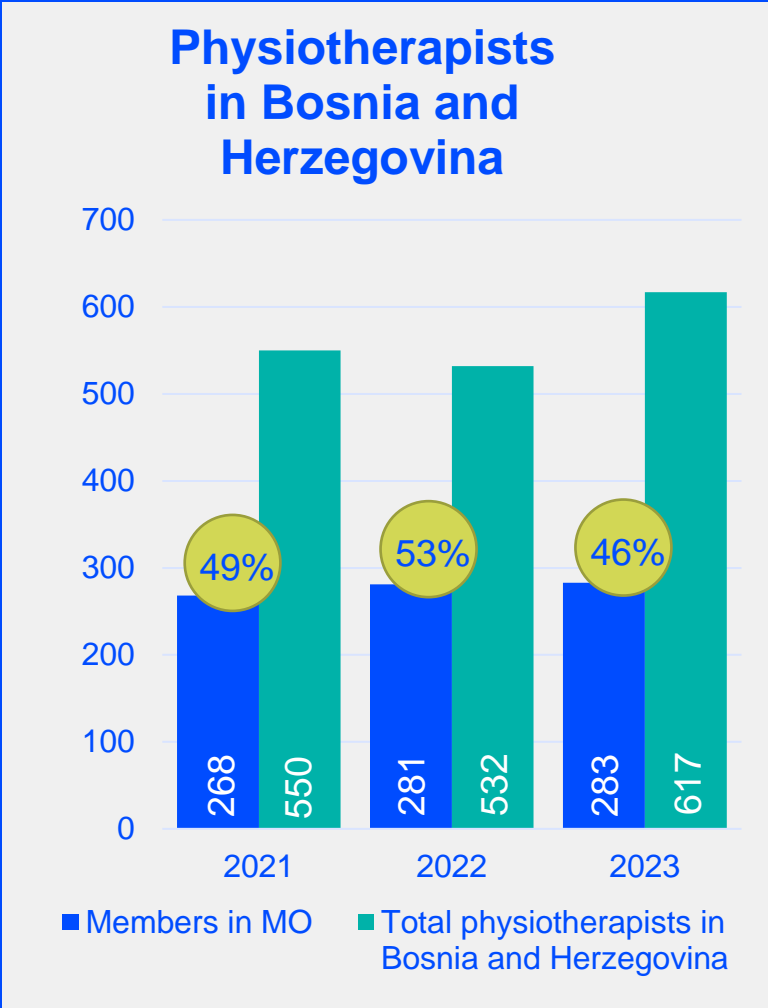
2023



World
Physiotherapy

BOSNIA AND HERZEGOVINA

BOSNIA AND HERZEGOVINA | PHYSIOTHERAPIST NUMBERS



% shows the percentage of physiotherapists that are members of a World Physiotherapy member organisation

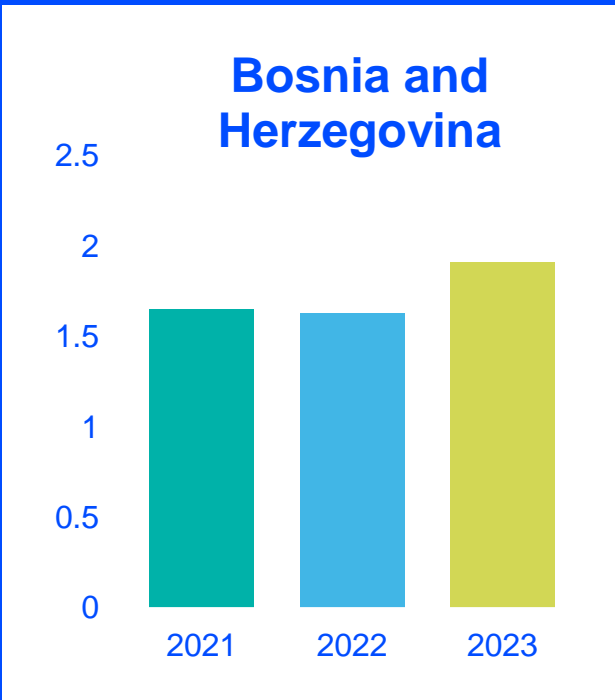
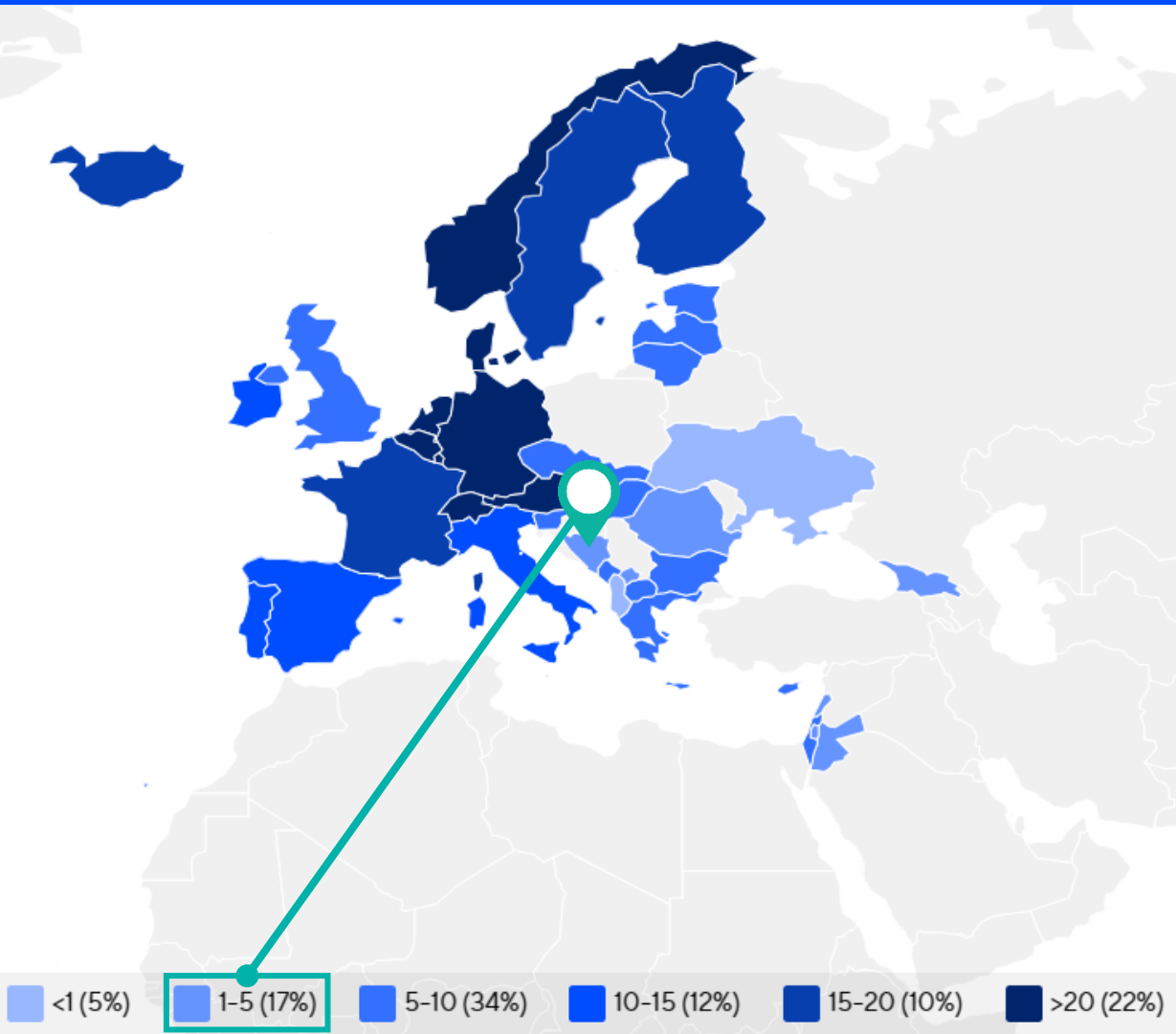
The data in this page includes data from all of World Physiotherapy's 127 member organisations. Some data has also been collated from other sources available to World Physiotherapy.

*The decreases are due to changes in the number of individual members in the Indian Association of Physiotherapists from 2021-2022, and the resignation of the Polish Chamber of Physiotherapists, with effect from 1 January 2023.

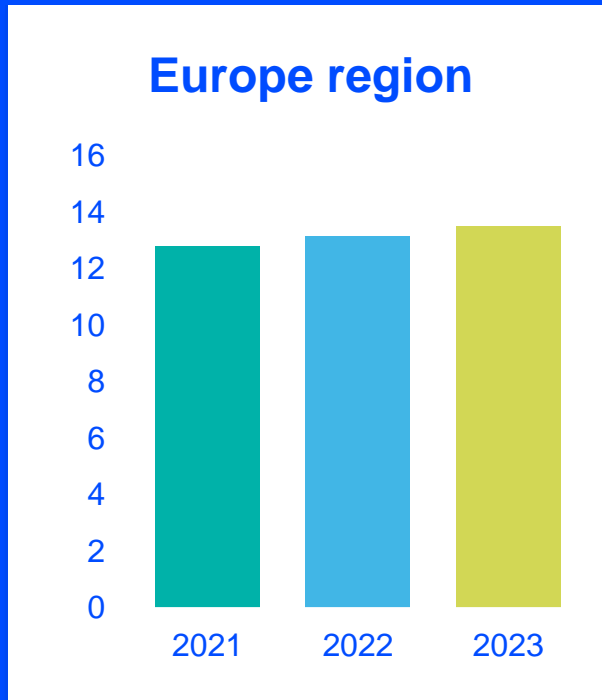
BOSNIA AND HERZEGOVINA | PRACTISING PHYSIOTHERAPISTS



NUMBER OF PRACTISING PHYSIOTHERAPISTS PER 10,000 POPULATION



1.91
practising physiotherapists
per 10,000 population in Bosnia
and Herzegovina
in 2023



13.5
is the average number of
practising physiotherapists per
10,000 population in the World
Physiotherapy Europe region
in 2023



COUNTRY/TERRITORY

54%

of physiotherapists in the Association of Physiotherapists in Bosnia and Herzegovina are female



51%

of physiotherapists in Bosnia and Herzegovina are female



EUROPE REGION

64%

of physiotherapists in member organisations in the Europe region are female





65%

of physiotherapists in the Europe region are female



GLOBALLY



58%

of the individual members of World Physiotherapy member organisations are female

63%

of the global physiotherapy workforce is female



BOSNIA AND HERZEGOVINA | ENTRY LEVEL EDUCATION PROGRAMMES

NUMBER OF ENTRY LEVEL EDUCATION PROGRAMMES PER 5,000,000 POPULATION



18.56

entry level education programmes in Bosnia and Herzegovina per 5 million population in 2023



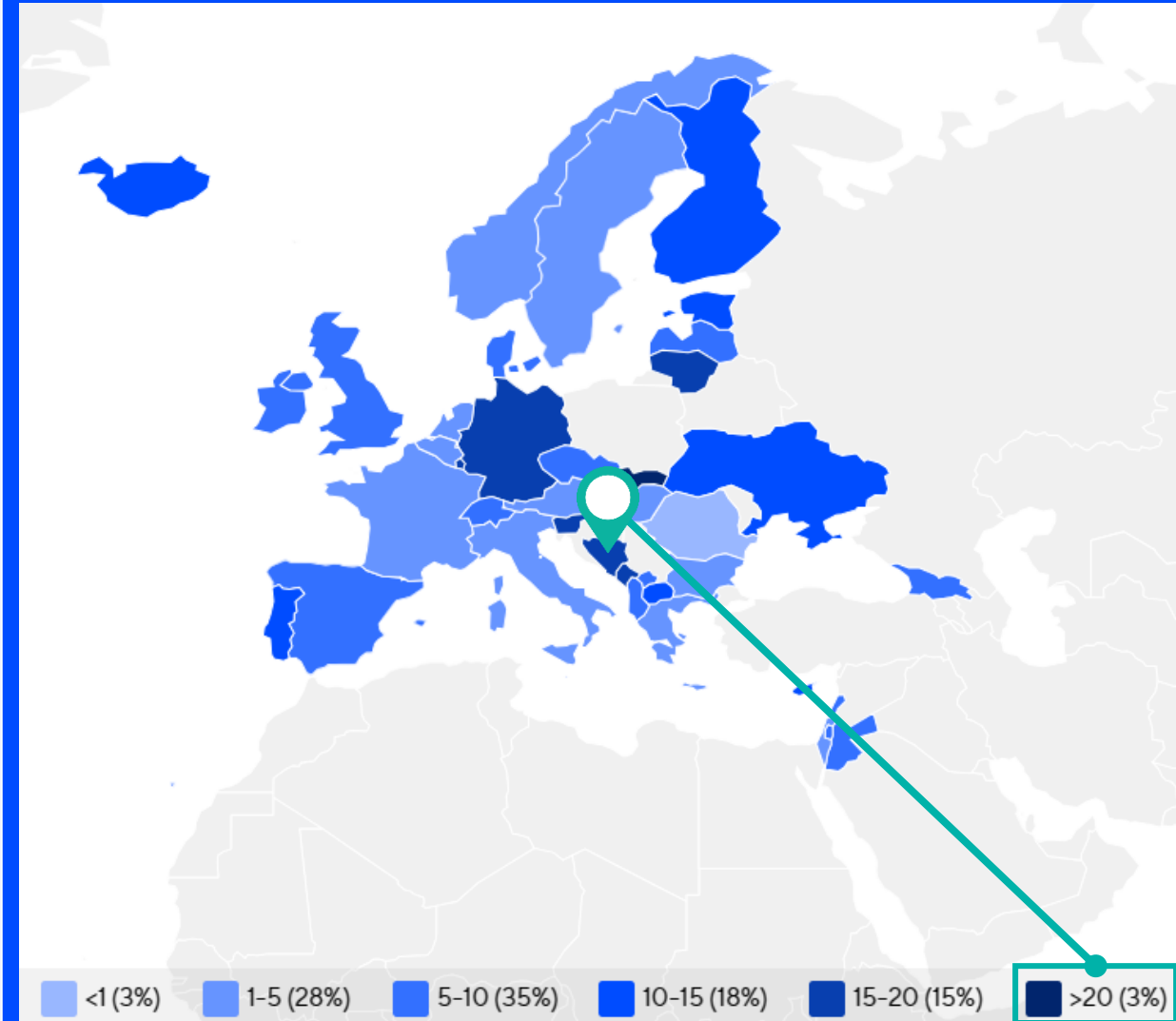
7.87

is the average number of entry level education programmes per 5 million population in the World Physiotherapy Europe region in 2023



Bachelor's degree


is the minimum qualification required to practice in Bosnia and Herzegovina



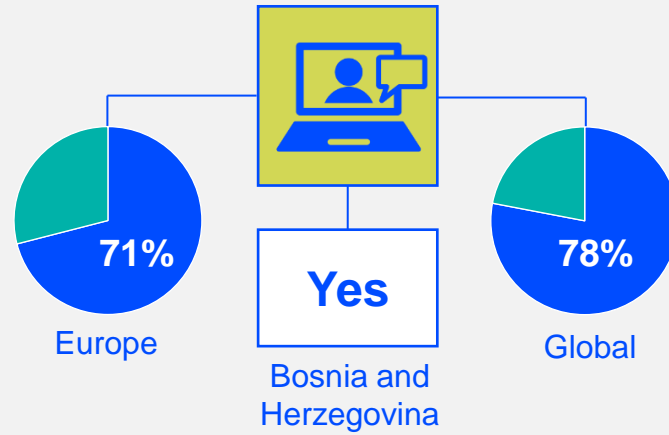
BOSNIA AND HERZEGOVINA | PHYSIOTHERAPY PRACTICE



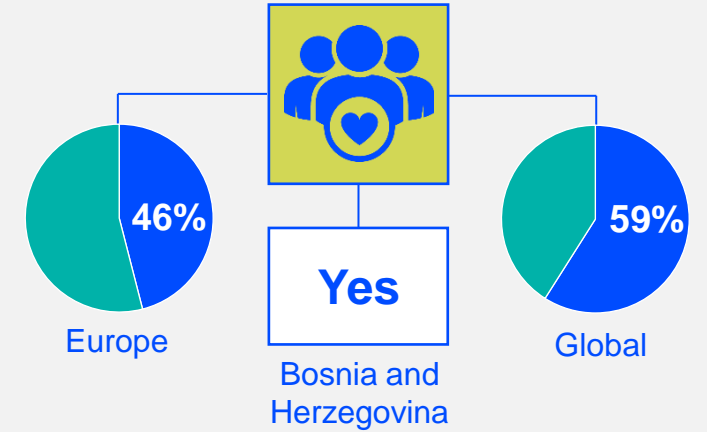
Have **special interest** groups which are recognised by World Physiotherapy



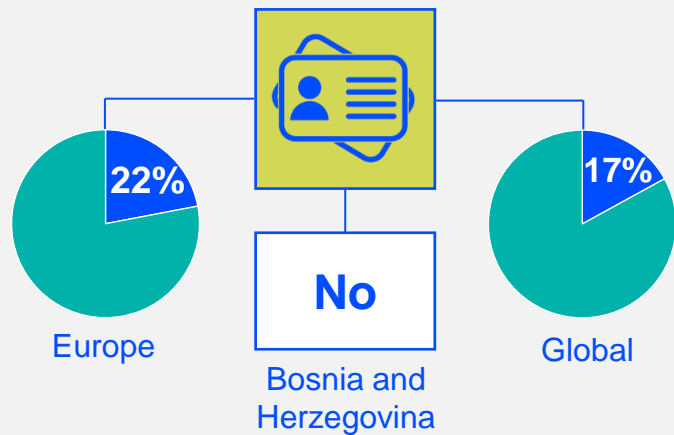
Provide **CPD** for members



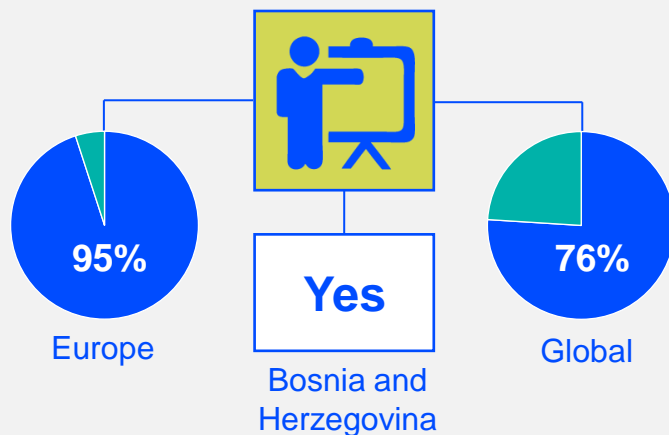
There are **support personnel** who work with physiotherapists



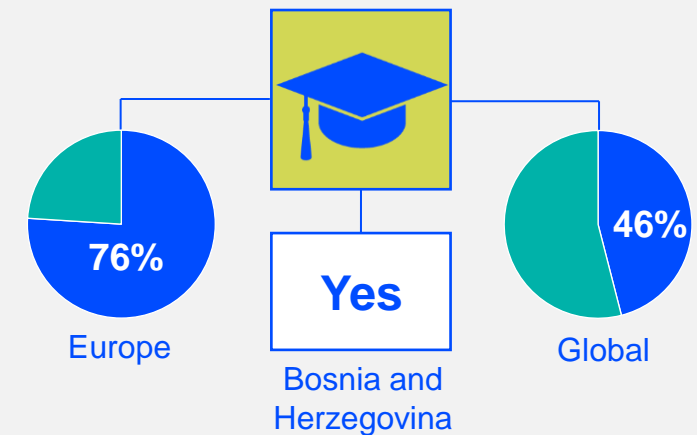
Membership is required to practice



Have **postgraduate** programmes



Have access to **PhD** programmes



GLOBAL | RESPONSE TO SURVEY



| Africa region | | Asia Western Pacific region | | Europe region | | North America Caribbean region | South America region |
|-----------------------------|----------|-----------------------------|----------------------|------------------------|-----------------|--------------------------------|----------------------|
| Angola | Zambia | Afghanistan | Philippines | Albania | Latvia | Bahamas | Argentina |
| Benin | Zimbabwe | Australia | Saudi Arabia | Austria | Lebanon | Barbados | Brazil |
| Cameroon | | Bangladesh | Singapore | Belgium | Liechtenstein | Bermuda | Chile |
| Congo (Democratic Republic) | | Bhutan | Sri Lanka | Bosnia and Herzegovina | Lithuania | Canada | Colombia |
| Eswatini | | Cambodia | Taiwan | Bulgaria | Luxembourg | Dominican Republic | Costa Rica |
| Ethiopia | | Fiji | Thailand | Cyprus | Malta | Guyana | Ecuador |
| Ghana | | Hong Kong | United Arab Emirates | Czech Republic | Montenegro | Haiti | Guatemala |
| Ivory Coast | | India | Vietnam | Denmark | Netherlands | Jamaica | Mexico |
| Kenya | | Indonesia | Yemen | Estonia | North Macedonia | Panama | Peru |
| Madagascar | | Japan | | Finland | Norway | Puerto Rico | Uruguay |
| Malawi | | Korea (Republic of) | | France | Palestine | St Lucia | Venezuela |
| Mauritius | | Kuwait | | Georgia | Portugal | Suriname | |
| Namibia | | Macau | | Germany | Romania | Trinidad and Tobago | |
| Niger | | Malaysia | | Greece | Slovakia | United States | |
| Nigeria | | Mongolia | | Hungary | Slovenia | | |
| Rwanda | | Myanmar | | Iceland | Spain | | |
| Sierra Leone | | Nepal | | Ireland | Sweden | | |
| South Africa | | New Zealand | | Israel | Switzerland | | |
| Sudan | | Oman | | Italy | Ukraine | | |
| Togo | | Pakistan | | Jordan | United Kingdom | | |
| Uganda | | Papua New Guinea | | Kosovo | | | |

Responses to the annual membership census were received from World Physiotherapy member organisations in these countries/territories in 2023.



Find out more about
physiotherapy
around the world:
[Global profiles](#)



Follow
World Physiotherapy on
social media
[@WorldPhysio1951](#)



Discover
World Physiotherapy's
website:
www.world.physio

DISCLAIMER

- The data in this report is based on responses to the annual membership census (AMC) sent to World Physiotherapy's member organisations.
- The AMC was sent to 127 member organisations, of which 119 responded, representing a 93.7% response rate. In the Europe region 41 out of 44 member organisations submitted their AMC data, this represents a 93.2% engagement rate in the region. This is consistent with previous years' response rates and demonstrates strong engagement between World Physiotherapy and its member organisations. The census date was 30 June 2023.
- Some data in this report has been collated from other sources available to World Physiotherapy.
- If you have any questions or concerns, or want to make changes to your country's data, please contact membershipcensus@world.physio.