

# Massage and the History of Physiotherapy


KAY NIAS

[KAY.NIAS@SCIENCEMUSEUM.AC.UK](mailto:KAY.NIAS@SCIENCEMUSEUM.AC.UK)


# Medicalisation of massage




Edgar Allen Institute (Sheffield, England), *The Edgar Allen Institute, Sheffield, in the Great War, 1915* (Sheffield: Sir W.C. Leng, 1915).



Physiotherapy at the Royal Gymnastics Central Institute in Stockholm, about 1880. Swedish School of Sport and Health Sciences.



Arvid Kellgren, *Technic of Ling's System of Manual Treatment as Applicable to Surgery and Medicine*, (New York: William Wood, 1892), p.99.



Still from Sir Herbert Barker's manipulative Technique, Orthopaedic Department, St Bartholomew's Hospital, London. Wellcome Collection.



Chinese Medicine: a practitioner massages a patient's shoulder. Watercolour by Zhou Pei Qun, ca.1890. Wellcome

# Why?



J.E. Marfort, *Manuel pratique de massage et de gymnastique médicale suédoise* 3rd éd (Vigot, 1907), p.97.



Orthopaedic Exercises for Curvature of the Spine. Prof. Fraenkel and Berlin University. Wellcome Collection.

Orthopaedic exercises for curvature of the spine (1925), pt 1 of 2



Recent advances in fracture treatment: Part 1 (c1932)

Recent advances in fracture treatment, R Watson Jones and the BMA. Wellcome Collection.



Gymnasium at King's College Hospital, (c.1900), Wellcome Collection.

# Technologisation of Massage

286 THE LANCET,]

“TREATMENT OF PAIN BY MECHANICAL VIBRATIONS.”

[FEB. 19, 1881,

I was thus led to study again the clinical aspects and the analysis of cases, and the consensus of authorities revealed the curious fact that this so-called follicular disease most frequently attacked the regions where there were the fewest hairs, such as the front of the forearms, especially near the wrist, the flanks, inner side of knees over vastus

“TREATMENT OF PAIN BY MECHANICAL VIBRATIONS.”

By J. MORTIMER GRANVILLE, M.D.


J Mortimer Granville, 'Treatment of Pain by Mechanical Vibrations', *The Lancet*, (Feb 19, 1881), 286-288.




Arm and mounting board for electric vibrator, France 1870-1912. Science Museum, London.



'Barker Universal' vibrator, c.1913, USA. Science Museum, London.



Alfred Levertin, *Dr G. Zander's medico0mechanical Gymnastics: its Method, Importance, and Application*, (1893)

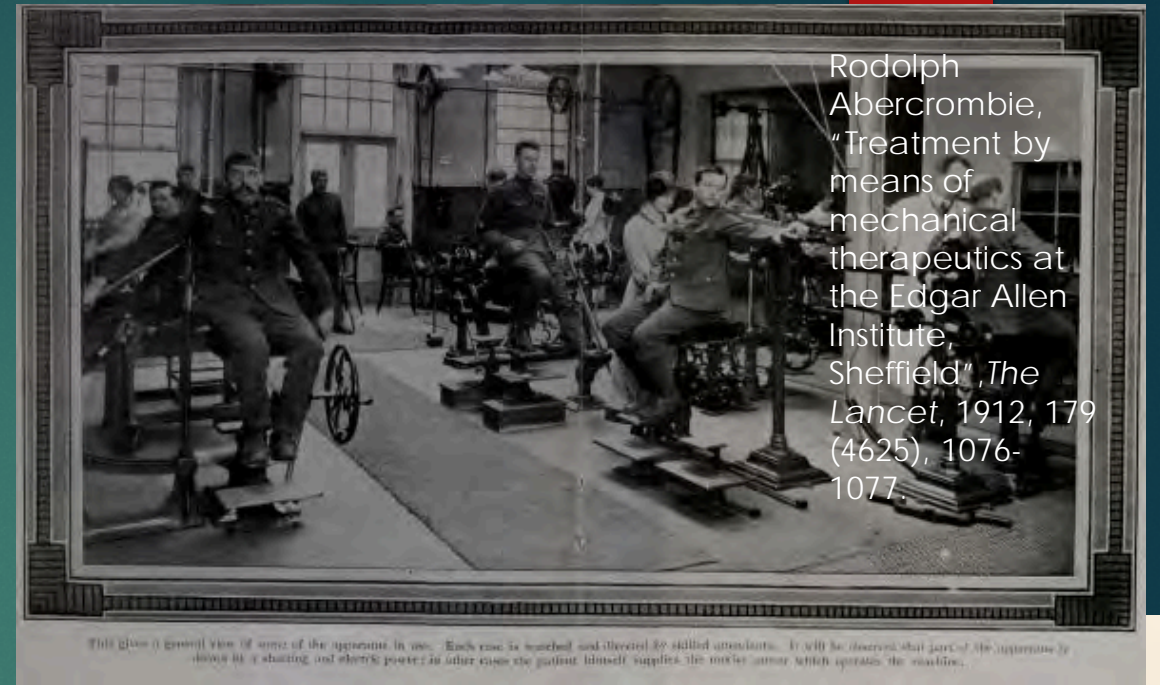



L'Institut  
physiothérapique de  
Paris c.1900

Battle Creek Health Builder,  
Oscillo-manipulator, Science  
Museum, London.



Battle-Creek Sanatorium, Michigan.



Rodolph  
Abercrombie,  
"Treatment by  
means of  
mechanical  
therapeutics at  
the Edgar Allen  
Institute,  
Sheffield", *The  
Lancet*, 1912, 179  
(4625), 1076-  
1077.

This gives a general view of some of the apparatus in use. Each case is watched and attended by skilled attendants. It will be observed that part of the apparatus is driven by a shafting and electric power; in other cases the patient himself supplies the motive power which operates the machines.



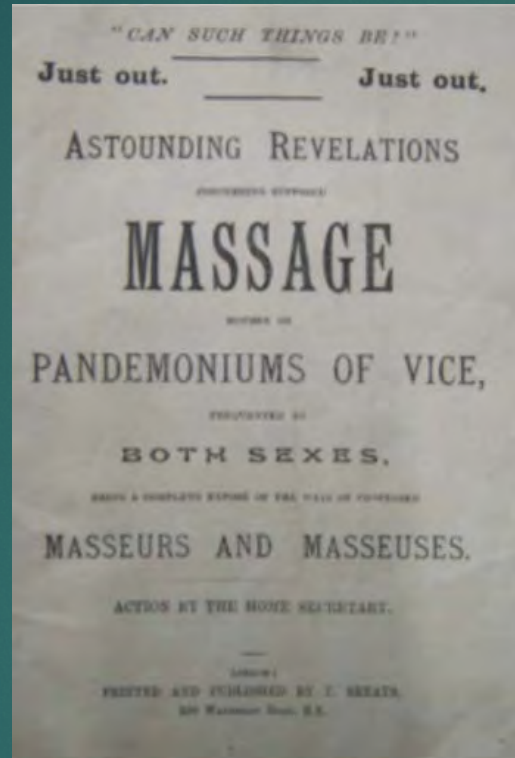
FIG. 35.—THE VIBRATOR.

Robert  
Fortescue Fox,  
*Physical  
Remedies for  
Disabled  
Soldiers*, (1917),  
p/91.

# Professionalisation



Certificate of Massage theory and Practice signed by Margaret D. Palmer, (19 May 1902), RLHA.



Anon., *Astounding Revelations Concerning Supposed Massage Houses or Pandemoniums of Vice, Frequented by Both Sexes, Being a Complete Exposé of the Ways of Professed Masseurs and Masseuses* (London: T Skeats, 1894), Wellcome, SA/CSP/P.1/2



Photograph of a group of nursing sisters from the London Hospital, including first members of the STM. John Rivers, *Dame Rosalind Paget, DBE., ARRC., 1855-1948, A Short Account of Her Life and Work* (London: Midwives Chronicle, 1981), p58.

Certificate of Julia Newlyn, signed by STM, 1 May 1895, Wellcome, SA.CSP/P.4/4/10.

